

210

SELECT

Sea Ray®
2010



SPECIFICATIONS

Overall length w/std. integral/extended swim platform	21'	6.40 m
Beam	8'6"	2.59 m
Draft		
(sterndrive down)	37"	93 cm
(sterndrive up)	21"	55 cm
Dry weight	4,080 lbs	1,850 kg
Fuel capacity	40 gal	151 L
Max persons/weight	8/1,100 lbs	499 kg
(MWC) max weight persons/gear	1,200 lbs	544 kg
Dead rise	20°	20°

The specification measurements are approximations and subject to variance.

HIGHLIGHTS

- Mercury® Installation Quality Certification – standard 2-year limited engine warranty
- Standard MerCruiser® 5.0L MPI Alpha® I (260 hp) engine
- Innovative convertible aft sun pad lounge option
- Sony® 12V AM/FM/CD stereo with digital display remote and iPod® connector
- Finished fiberglass floor with snap-in carpet
- Built-in dash insulated ice chest
- Limited Lifetime Structural Warranty on hull and deck
- Integrated/extended swim platform with rubber inserts and three-step stainless-steel ladder
- Matching trailer with surge disc brakes and swing-away tongue
- Sea Ray Owners Club™ membership (available in USA & Canada)

FEATURES AND STANDARD EQUIPMENT

HULL & DECK FEATURES

Bow & Stern Eyes, Stainless Steel Cleats, Custom Sea Ray® Pull Up - Stainless Steel (6)
 Drain Plug, Brass-Threaded - Garboard
 Gel Coat, Pearl
 Handrail, Stainless-Steel w/Integral Ski Tow Eye - Transom
 Hardware, Stainless Steel
 Light, Stern - Removable
 Lights, Navigation - Stainless Steel Resin, High-Performance Vinyl Ester
 Rub Rail, PVC w/Stainless-Steel Insert
 Storage, Anchor w/Stainless-Steel Latch, Fiberglass Hatch & Gas Assist

Swim Platform, Integral/Extended w/Rubber Inserts & Concealed Stainless-Steel Three-Step Swim Ladder w/Integral Grab Handle
 Thru-Hull Fittings, Stainless Steel
 Vent System, Engine Compartment - Integral
 Windshield, Custom Three-Piece Tempered/Tinted Curved Glass w/Walk-Thru & Stainless-Steel Hold-Back Latch

Certifications:
 Meets Applicable USCG & ABYC Standards
 NMMA Certification
 Mercury® Installation Quality Certification

COCKPIT FEATURES

Armrests, Integral
 Beverage Holders (8), Stainless Steel w/Rubber Insert
 Carpet Liner, Snap-In
 Cooler, Carry-On w/Designated Storage
 Dash, Custom Soft-Touch
 Door, Bow Block-Off
 Floor, Finished Fiberglass
 Glove Box, Lockable
 Grab Handles, Stainless Steel
 Ice Chest, Insulated - Built-In Port Dash
 Outlet, 12V Accessory
 Lighting, LED Courtesy Lights
 Stereo, Sony® 12V AM/FM Single CD, Amplifier, Weatherproof Speakers (6) & Subwoofer, In-Dash Tweeters, Digital Cockpit Remote Control & iPod® Connector

Storage, Bow
 Storage, Side Panels - Upper & Lower - Cockpit
 Storage, Lockable Wakeboard w/Vinyl Matting & Gas-Assisted Fiberglass Lid w/Stainless-Steel Latch
 Vinyl, Marine Grade w/Mildew & UV Protection

Seating:
 Bow Rider w/Removable Cushions & Storage Below
 Bucket Seats (2) w/Flip-Up, Thigh-Rise & Slider & Swivel Functions
 Port & Starboard Jump Seats
 Motorbox

TECHNICAL FEATURES

Helm:
 Alarms, Engine - Oil & Water (Audible)
 Horn - Mechanical
 Keyless Dash
 Shift & Throttle Lever (Chrome Accented) w/Trim Switch & Lanyard Stop Switch
 SmartCraft® Diagnostics:
 - Instrumentation, Custom Sea Ray SmartCraft w/Low-Glare Blue Night Lighting & Chrome Bezels
 - 4-in-1 Gauge (Includes: Fuel Level, Oil Pressure, Voltmeter & Water Temperature)
 - Speedometer
 - System Tachometer (Includes: Depth, Engine Alarms/Hourmeter, Fuel Consumption/Usage, Trim Level, Troll Control & Voltage)
 - Trim Gauge
 Steering, Power-Assisted Tilt Wheel
 Switch Panel w/Weatherproof Lighted Chrome Toggle Switches & Legend Backlighting
 Tilt & Trim, Power

Electrical Systems:
 Battery On/Off Switch
 Battery Tray w/Mount
 Fuse Block
 Wiring, Color-Coded w/Chafe Protection
Engine Compartment:
 Bilge Pump, 12V Automatic Blower, 12V Bilge
 Fire Extinguisher Discharge Port
 Gel-Coated Engine Compartment Insulated Engine Compartment
Fuel System:
 Fuel Lines, USCG - Type A-1
 Fuel Tank w/Electric Shutoff Valve & Electric Sending Unit
Trailer, Tandem-Axle - Painted:
 Bearing Protection
 Disc Brakes, Free-Backing Hydraulic Surge (Single-Axle)
 Lights, Submersible
 Safety Chains
 Straps, Transom Tie-Down
 Tongue, Swing Away
 Tongue Jack, Swivel
 Winch Stand, Adjustable w/Nylon Strap & Hook

STANDARD PROPULSION

MerCruiser® 5.0L MPI Alpha® I Sterndrive (260 hp - 194 kW) Propeller, Stainless Steel
 Oil Filter - Remote

OPTIONS AND ACCESSORIES

OPTIONAL PROPULSION

Gasoline Sterndrives:
 MerCruiser 5.0L MPI Bravo® III (260 hp - 194 kW)
 MerCruiser 350 Magnum® MPI Alpha I (300 hp - 224kW)
 MerCruiser 350 Magnum MPI Bravo III DTS* (300 hp - 224 kW)
 *SmartCraft Digital Throttle & Shift Replaces Standard Throttle & Shift

OPTIONAL PACKAGES

Canvas Package:
 Bimini Top w/Boot & Stainless-Steel Ball & Socket Hardware
 Aft Curtain
 Front Curtains
 Side Curtains
 Cockpit Cover
 Tonneau Cover
 Canvas Storage Bag
Accessory Package:
 Speakers (4)
 Subwoofer Speakers
 -Sun Pad: 8" (2)
 -Motorbox: 10" (1)

Lighting, Indirect Blue LED
 Battery Switch, Dual w/Second Battery Tray
Interior Color:
 Color Coordinated Steering Wheel, Switch Panel, Soft-Touch Dash
 Instrument Panel & Accent Vinyl:
 - Neutral A: Silver/Chrome/Black
 - Neutral B: Wood/Almond/Tan

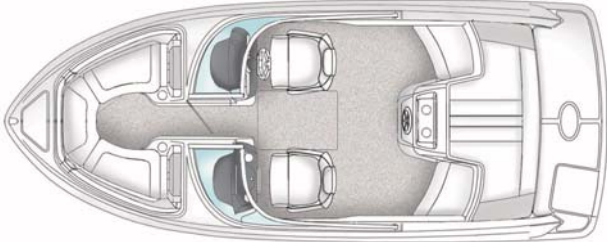
INDIVIDUAL OPTIONS

Air Compressor for Water Toys
 Battery Charger
 Battery Switch, Dual w/Second Battery Tray
 Canvas, Bimini Top w/Boot
 Canvas, Cockpit Cover/Tonneau Cover w/Canvas Storage Bag
 Canvas, Mooring Cover (Black Only)
 Chartplotter w/5" Color Display
 Compass
 Docking Lights
 Exhaust, Selectable, Thru-Hull
 Filler Cushions - Bow
 Fire Suppression System - Automatic (Std. w/Sun Pad Seating Option)
 Flagpole w/Base & American Flag
 Gel Coat, Two-Tone (Black, Red, Blue, Burgundy or Pewter)
 GPS (Speed), N/A w/Perfect Pass Control Option
 Lighting, Indirect Blue LED
 Perfect Pass - Cruise Control (Available on Non-DTS Engines)
 Seats, VisionAir™ Mesh Bucket Seating:
 - Optional Seating Plan A: Bucket Seats (2) w/Flip-Up Thigh-Rise, Slider & Swivel Functions; Sun Pad Flip-Up Lounger; Portside Walk-Thru
 - Optional Seating Plan B: Bucket Seats (2) w/Flip-Up Thigh-Rise, Slider & Swivel Functions; Full Sun Pad w/Portside Walk-Thru
 Sirius® Satellite Receiver w/Antenna (N/A Outside N. America)
 Ski Mirror
 Ski Mirror for Tower
 Smart Tow - Digital Speed Control (Only Available on DTS Engines)
 Speakers, Tower-Mounted (Only Available w/Water Sports Tower)
 Stereo, Premier Upgrade - Speakers & Subwoofers, Additional Amplifier, Motorbox 10" Subwoofer & Sun Pad 8" Subwoofer
 Stereo Remote Control - Additional Unit on Transom
 Tower, Water Sports w/Integral Bimini Top, Anchor Light & Wakeboard Racks
 Tower, Water Sports w/Z5® Sport Rack
 Trim Switch, Transom
 VHF Radio
 Wakeboard Racks, Swivel (Replaces Fixed Racks on Water Sports Tower)
 Windshield Wiper - Starboard
Trailer Options
 - Galvanized Trailer w/Disc Brakes
 - Galvanized Trailer w/Second-Axle Disc Brakes
 - Painted Trailer w/Second-Axle Disc Brakes
 Premium Trailer Package (N/A w/Galvanized Trailer)
 - Brakes, Disc (Single-Axle)
 - Fenders, Aluminum Tread
 - Lights, LED
 - Straps, Retractable Transom Tie-Downs
 - Tire, Spare w/Carrier
 - Wheels, Aluminum
 Premium Trailer Package w/Second-Axle Disc Brakes
 Trailer, Mega Premium (Premium Package Plus):
 - 17" Wheels
 - Low-Profile Tires
 - Welded Frame
 - Backlit Sea Ray Logo
 - Aluminum Fender Steps
 - Boat Guides
 CE Option

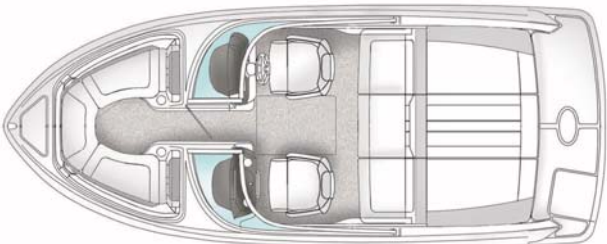
210

SELECT

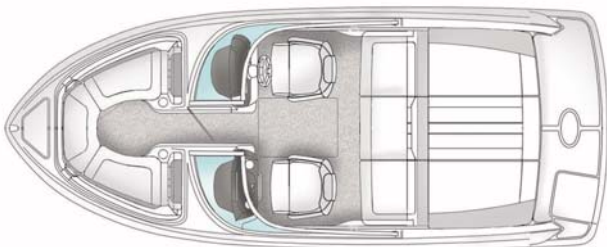
Sea Ray®
2010



Standard Seating Plan:
Bucket Seats (2) w/Flip-Up Thigh-Rise,
Slider & Swivel Functions; Bow Rider w/
Removable Cushions & Storage Below; Port
& Starboard Jump Seats; Motorbox



Optional Seating Plan A:
Bucket Seats (2) w/Flip-Up Thigh-Rise,
Slider & Swivel Functions; Sun Pad Flip-Up
Lounger; Portside Walk-Thru



Optional Seating Plan B:
Bucket Seats (2) w/Flip-Up Thigh-Rise,
Slider & Swivel Functions; Full Sun Pad;
Portside Walk-Thru

Sea Ray Boats, 2600 Sea Ray Blvd., Knoxville, TN 37914. For information fax 1-636-326-3282. Internet address: <http://www.searay.com>

Note: Not all accessories shown in pictures or described herein are standard equipment or even available as options. Options and features are subject to change without notice. Not all model year boats may contain all the features or meet the specifications described herein. Confirm availability of all accessories and equipment with an authorized Sea Ray dealer prior to purchase. Printed in the U.S.A. August 2009 ©Sea Ray Boats.

090909

